

Our vision is to be the leader in offering hope, help, and healing through a continuum of health and education services and partnerships.

providing
HOPE



20+
Programs
Offered


- PRESCHOOL ■ COMMUNITY SUPPORT SERVICES
- AFTERSCHOOL ENRICHMENT ■ NUTRITION & CULINARY SERVICES
- AUTISM SERVICES ■ SUMMER CAMP ■ JOB READINESS ■ PSYCHO-EDUCATIONAL EVALUATION
- K-12 THERAPEUTIC EDUCATION ■ LEVINE FAMILY HEALTH CENTER
- BEHAVIORAL HEALTH TREATMENT ■ THERAPEUTIC DAY TREATMENT
- INFANT MENTAL HEALTH ■ EARLY CHILDHOOD HOME VISITING
- COUNSELING FOR CAREGIVERS ■ VIRTUAL CREDIT RECOVERY
- TRAINING FOR PROFESSIONALS ■ MEDICAL MANAGEMENT SERVICES
- EARLY CHILDHOOD MENTAL HEALTH CONSULTATION & MUCH MORE!


New Services


giving
HELP





experiencing
HEALING


 **Graduated**
100% of students earned a high school diploma


 **Moms Achieve Life Goals**
71% reported being self-sufficient


 **Building Social Skills**
100% of preschoolers have age-appropriate social skills

 **Levine Family Health Center**
1,367 medical visits were provided


 **Wraparound Support**
66% of students participated in multiple services

 **Success in Reading**
Elementary students made significant gains in reading


 **Math Counts**
Upper School students advanced 2 grade levels in math

 **A Positive Experience**
95% of students highly satisfied with the services received

 **Healthy Babies**
99% met developmental milestones

 **Better Behaviors**
Nearly 80% of students showed significant improvement

 **Living Healthy**
95% reported "Good," "Very Good," or "Excellent" health

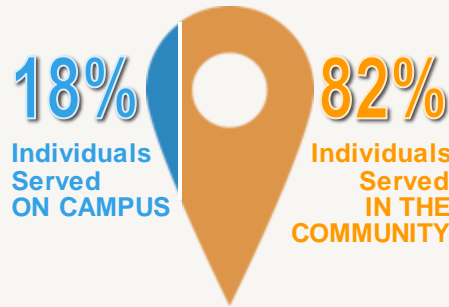
 **Training for Employment**
172 students received hands-on job readiness training

WHO WE HELPED

Black/Multiracial **62%**
 White **34%**
 Other **4%**

Male **53%**
 Female **47%**

Infants & Young Children (0-5) **32%**
 Children & Youth (6-18) **60%**
 Young Adults & Adults (19+) **8%**



249 SCHOOLS IN THE REGION Where Students Attended

176 COMMUNITY LOCATIONS Where Services were Provided

LASTING CHANGE

Results from Our 12-month Longitudinal Study

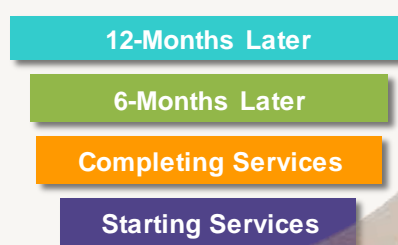
Our clients show significant improvement while they're with us, and continue to improve even 12 months later.

96%

Stayed out of trouble with the law

94%

In school, receiving job training, or employed



29%

Increase in functioning from intake to 12 months after discharge

As measured by the Ohio Youth Functioning Scales

AMAZING STORIES. CREATED DAILY.



Will is in our **school-based day treatment program** at a local middle school. He really struggled at first and had many angry outbursts. He also said he didn't have any friends. Now, he actively participates in group sessions and can talk about his needs and feelings. Will has made remarkable gains with his peers and he now has friends that he hangs out with outside of school. Will received his school's Perseverance Award for his hard work and progress.

“ I like that they help you way more than any other school than I have been in – they don't judge you and put you down. ”

– Upper School Student

“ I am very grateful, I know I couldn't do it by myself. ”

– Parent of Day Treatment Student

“ My daughter has really come a long way with communication, reading, and comprehension. ”

– SPARK Parent

Our mission is to create lasting results that strengthen families and our community by guiding individuals – from infancy to independence – through comprehensive education, behavioral, and health services.

5050 Madison Road • Cincinnati, Ohio 45227 • 513.272.2800 • thechildrenshomecinti.org

