



BEST POINT

EDUCATION & BEHAVIORAL HEALTH

Empowering individuals. Transforming communities.

IMPACT REPORT

2022 - 2023

103

community and school partners

287

local school staff received behavioral health training

14,420

children and their families empowered to reach their best point for meeting life's challenges

84

partner schools & 4 health centers where we are the lead behavioral health provider

8

after school locations

30+

programs & services offered

96%

of parents are satisfied with services

POSITIVE RESULTS



88% of children in our Early Development and School Readiness programs improved their academic skills.



91% of clients treated in our Pediatric Urgent Care program were diverted from visiting the hospital emergency department.



96% of high school seniors (25 of 26) earned the credits necessary for graduation.



95% of all clients were satisfied with the services they received.

LASTING CHANGE

It is well documented that our clients make significant improvement when they are with us. Our 12-month longitudinal study, started in 2009, shows that not only do clients sustain those gains, they continue to improve.

67% of children had fewer difficulties in their life 12 months after completing services; and the difficulties had less of an impact on their daily living.

92% in school, in job training, or employed.

86% making passing grades in school.

92% with no involvement in the criminal justice system.

WHO WE SERVE

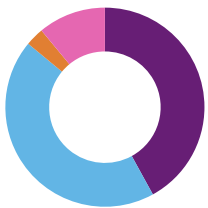
36%
Individuals Served at Best Point Locations



64%
Individuals Served in the Community

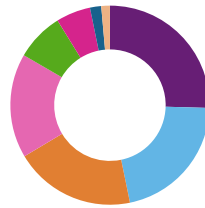
89%
of children in our care experienced one or more trauma in their life

- 47%** had a family member who was depressed or mentally ill for a long time.
- 44%** had a family member or someone very close to them who died unexpectedly.
- 42%** had a family member who was put in jail, or prison, or taken away by the police.
- 41%** were completely separated from their parent(s) for a long time; in foster care, living far apart, or never seeing the parent again.
- 37%** were threatened or harassed by a bully (someone outside of his/her family).



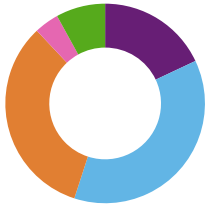
RACE

Black/Multiracial	42%
White	44%
Other	3%
Not Reported	11%



MENTAL HEALTH DIAGNOSES & EDUCATIONAL DISABILITIES

ADD/ADHD	25%
Mood Disorder	21%
Trauma & Stressor Disorders	20%
Anxiety Disorder	17%
Oppositional Defiant/Conduct	8%
Defiant/Adjustment Disorders	6%
Autism Spectrum	2%
Other	1%



AGE

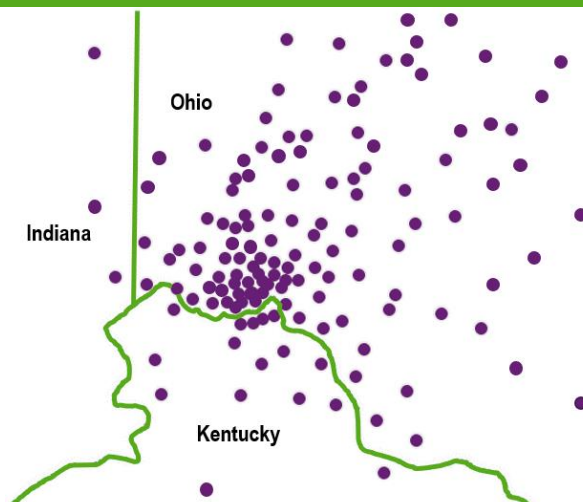
0-5 Years	18%
6-12 Years	37%
13-18 Years	33%
19-21 Years	4%
22+ Years	8%



POVERTY

Live At or Below Poverty Level	74%
--------------------------------	-----

WHERE WE SERVE



- 3** States
- 313** Neighborhoods
- 139** Zip Codes
- 30** Counties
- 6** Best Point Locations