



BEST POINT

EDUCATION & BEHAVIORAL HEALTH



COSTARS
EARLY CHILDHOOD SERVICES



HEIDT
CENTER OF EXCELLENCE

IMPACT REPORT 2023 - 2024

13,310 children and their families empowered to reach their best point for meeting life's challenges

782

individuals received medical services at the Levine Family Health Center

8

Cincinnati Public Schools where we provided after school enrichment programs

263

were served at the Randal S. Bloch Family Visitation Center, where parents had supervised visits with their children

40

school districts in the region that sent students to our schools

459

school staff received behavioral health training

21,847

students served in the 81 charter schools throughout Ohio that we sponsor

Mental Health doesn't wait. Neither do we.

Suicide is the second leading cause of death among young people aged 10-24 years.

Our programs, services, and strategies ensure access to high-quality, family-centered care when and where it is needed.



CoStars early childhood programs strengthen families and promote children's protective factors and resilience

- 3,220 children and their families served
- Preschool programs focus on helping children learn emotional resilience
- 329 early childhood professionals trained in strength-based approaches



Pediatric Mental Health Urgent Care offers support for children in times of crisis

- 211 children and their families served
- Services are available Monday through Friday from 3-10 pm on our Madisonville campus
- 79% of children served reported feeling less stress after their visit
- 92% of children were diverted from a hospital emergency department



Therapists and Care Coordinators in 85 schools and 4 health clinics in the region

- Meet children and families where they are
- Work hand-in-hand with school staff
- Identify children in need



Recruitment and retention practices ensure we meet the mental and behavioral health needs of the children and families in our region

- 100% of partner schools had at least one therapist to start the school year in 2024
- The number of children waiting for services was reduced by 58%
- Best Point has an 85% provider retention rate



Therapists use the Clarity app to evaluate level of risk

- Clarigent's artificial intelligence technology analyzes speech patterns to help detect subtle warning signs of suicide, depression, and anxiety

POSITIVE RESULTS

Behavioral Health

72%

of clients were successfully discharged having met or exceeded treatment goals

68%

of youth experienced fewer difficulties and/or a reduction of the impact of their difficulties on their lives

Education

90%

of students in grades 9-11 earned required credits for graduation

100%

of seniors graduated, earning all required credits and qualifications

Early Childhood

99%

of children were assessed age-appropriate in their cognitive-language and social-emotional development

95%

of children entering kindergarten within 3 months achieved all developmental milestones

SATISFACTION

91% of parents stated they would recommend Best Point services

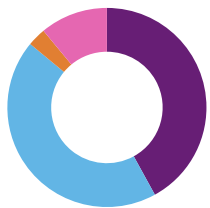
95% of clients reported being satisfied with the services they received

93% of referral sources were satisfied with the services provided by Best Point

WHO WE SERVE

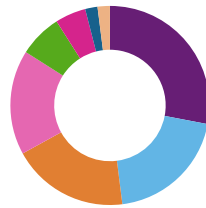
89%
of children in our care experienced one or more trauma in their life

- 44%** had a family member who was depressed or mentally ill for a long time.
- 42%** had a family member or someone very close to them who died unexpectedly.
- 39%** had a family member who was put in jail, or prison, or taken away by the police.
- 39%** were completely separated from their parent(s) for a long time; in foster care, living far apart, or never seeing the parent again.
- 36%** were threatened or harassed by a bully (someone outside of his/her family).



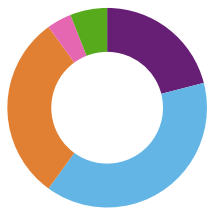
RACE

- Black/Multiracial 43%
- White 46%
- Other 3%
- Not Reported 8%



MENTAL HEALTH DIAGNOSES & EDUCATIONAL DISABILITIES

- ADD/ADHD 28%
- Mood Disorder 20%
- Trauma & Stressor Disorders 19%
- Anxiety Disorder 17%
- Oppositional Defiant/Conduct 7%
- Defiant/Adjustment Disorders 5%
- Autism Spectrum 2%
- Other 2%



AGE

- 0-5 Years 21%
- 6-12 Years 39%
- 13-18 Years 30%
- 19-21 Years 4%
- 22+ Years 6%



POVERTY

- Live At or Below Poverty Level 78%

WHERE WE SERVE

3 States | **191** Zip Codes | **29** Counties | **5** Best Point Locations